

Measuring amplifier GSV-5A6 010/2k5/2

Item number: 14074



Highlights

- 6-channels amplifier
- analog output: ± 10 V
- Miniature aluminium housing 124 x 71,5 x 28 mm³
- Zero setting function (set and reset)
- Self-test function (shunt calibration)

The GSV-5A6 measuring amplifier is an amplifier with 6 independently configurable channels for sensors with strain gauges, such as force sensors, torque sensors, acceleration sensors or strain transducers.

Sensors are connected via a SubD44HD socket. Due to its compact dimensions and the SubD44HD socket, the measuring amplifier is ideal for connecting force/torque sensors and for mounting in the immediate vicinity of the sensor, e.g. on robot axis 3.

The output signals are connected to the SubD15 socket on the rear.

The power supply 10 V DC...28 Volt DC can be provided via the 4-pin M8 connector or via the SubD15 socket on the rear. There are also two digital inputs level 10...28V for zeroing all output signals for the shunt calibration.

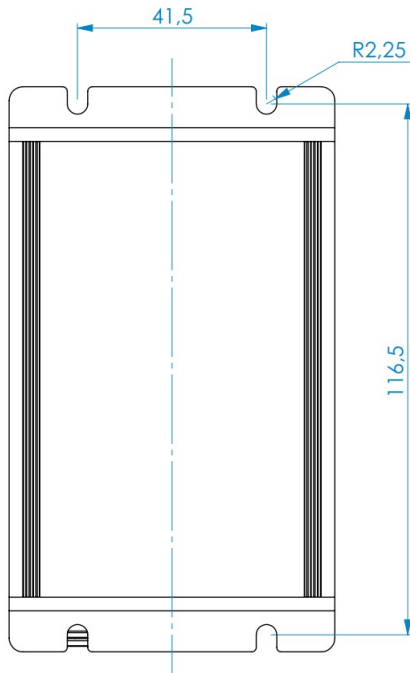
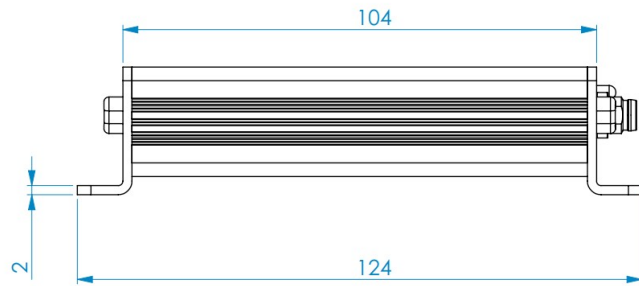
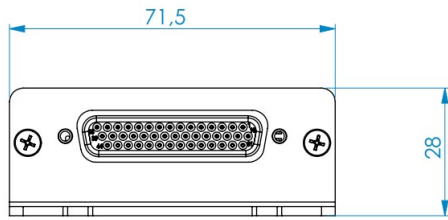
The status after zeroing is permanently saved in an EEPROM of the measuring amplifier and is retained even after the voltage is interrupted.

This measuring amplifier is suitable for connecting bridge sensors from 120 Ohm to 5000 Ohm or full-bridge strain gauges. The connection is made using either 4- or 6-wire technology. The sensor lines can be left open.

The GSV-5A6 measuring amplifier is supplied with an 18 V power supply and cables suitable for the Sub-D sockets.

The GSV-5A6 is operated and set using 4 push buttons. The current status of the individual channels is shown by 14 LEDs. Locking is possible.

Technical Drawing



Technical Data

Basic Data		Unit
Dimensions	107 x 75 x 28	mm ³
Housing	Aluminium	
Connection	Plug connector	
Connection type	Sub-D44HD	
Number of channels	6-channel	
Schnittstelle	±10V, 4...20mA	

Input analog		Unit
Number of analog inputs	6	
Input sensitivity-steps	2.0 1.0 0.5 4.0	mV/V

Output analog		Unit
Number of analog outputs	6	
Voltage output from	-10	V
Voltage output to	10	V
Output resistance - voltage output	50	Ohm
Zero adjustment to	0	V

Accuracy data		Unit
---------------	--	------

Measuring frequency		Unit
Limit frequency (analog)	2.5	kHz

Supply		Unit
Supply voltage from	10	V
Supply voltage to	28	V
Strain gauge bridge supply	5	V

Interface	Unit
------------------	------

Zero Adjustment		Unit
Type	Button Digital	
Tolerance	1	mV
Time period	160	ms
Debouncing time	2	s
Trigger level from	3	V
Trigger level to	24	V
Trigger edge	falling	

Environmental Data		Unit
Rated temperature range from	-10	°C
Rated temperature range to	65	°C
Operating temperature range from	-40	°C
Operating temperature range to	85	°C
Environmental protection	IP50	